

ACTION PLAN FOR KVK eAST SINGHBHUM

(1st January 2026 to 31 December, 2026)

GENERAL INFORMATION ABOUT THE KVK

Name and address of KVK with phone, fax and e-mail

Name and Address of KVK	Telephone		E mail	Website
Krishi Vigyan Kendra, Darisai, East singhbhum-832304	Office	FAX	K kvkeastsinghbhum2024@gmail.com	Eastsinghbhum. kvk4.in
	9431945425	----		

1.2 .a. Name and address of host organization with phone fax and e-mail

Address	Telephone		E mail	Website
	Office	FAX		
Birsa Agricultural University, Ranchi, Jharkhand.	0651-2450849	0651-2450525		

1.2.b. Status of KVK website : Yes/No; Yes Date when the website last updated: **13/05/2025**

1.2.c. No. of Visitors (Hits) to your KVK website (as on today) :172910

1.2.d Status of ICT lab at your KVK :

No. of PC units 1
No. of Printers 2
Internet connection : Yes


Name of the Senior Scientist & Head with phone & mobile no.




Name	Telephone / Contact		
	Office	Mobile	Email
Dr Seema singh		9431945425	kvkeastsinghbhum2024@gmail.com


Year of sanction: 2005

Staff Position (as on 1st January, 2026)

Sl. No.	Sanctioned post	Name of the incumbent	Designat	Discip	Pay Scale (Rs.)	Grade Pay	Present basic (Rs.)	Date of joining	Perma t /Tempo ry	Category (SC/ST /OBC/ Others)	Mobile No.	Email id	Please attach recent photograph
	Senior Scientist&												

1	Head	Vacant												
2	Subject Matter Specialist	Dr. Seema Singh, I/C Head	Scientist	Home Science	79800-211500	7000	110500/-	19.07.2004	Permanent			9431945025	Seema? ljan@gmail.com	

3	Subject Matter Specialist	Er. Surendra Singh Munda	Scientist	Agril.Engg-	79800-211500	7000	110500/-	23.07.2004	Permanent	ST	9470187311@munda073@gmail.com	
4	Subject Matter Specialist	Dr. Rakesh Ranjan	Scientist	Horticulture	79800-211500	7000	117200/-	15.03.2005	Permanent	Gen	9431389411@dranjanbau@gmail.com	
5	Subject Matter Specialist	Vacant										
6	Subject Matter Specialist	Vacant										
7	Subject Matter Specialist	Vacant										
8	Programme Assistant	Dr. Lily Maxima Kispotta	Programme Assistant	Horticulture	Level-6	4200	70000/-	20.07.2004	Permanent	ST	72748299@lilymaxima34@gmail.com	
9	Computer Programmer	vacant										
10	Farm Manager	Vacant										

11	Accountant / Superintendent / Assistant	Sri Vidya Kushwaha	Assistant	-	Level-6	4200	35400	07.02.2025	BC II	Permanent	7488925195@vafyagrds@gmail.com	
12	Stenographer	vacant										
13	Driver	vacant										
14	Driver	vacant										
15	Supporting staff	vacant										
16	Supporting staff	vacant										

Total land with KVK (in ha):

S. No.	Item	Area (ha)	Name of infrastructure
1	Under Buildings	1.0	Administrative Building, Farmers Hostel, Staff Quarters
2.	Under Demonstration Units	1.0	Rain Water harvesting structure, Threshing floor, Soil test Lab, Seed Processing Unit, Mushroom Unit etc.
3.	Under Crops	4.5	Cereal, Pulse, Oilseed, Vegetable etc
4.	Orchard	1	Mango, Guava, Awanla, Bel etc.
5.	Agro-forestry	-	-
6.	Others with details	2.5	technological park, shednet, pond
	Total	10.0	

Infrastructural Development:

Buildings

S. No.	Name of building	Source of funding		Stage					
		ICAR	RKVY	Complete			Incomplete		
				Completion Year	Plinth area (Sq.m)	Expenditure (Rs.)	Starting year	Plinth area (Sq.m)	Status of construction
1.	Administrative Building	ICAR		Before 31.03.2007	500	8.14 lakh			functional
2.	Farmers Hostel	ICAR		Before 31.03.2007	300	7.54 lakh			functional
3.	Staff Quarters (6)	ICAR		Before 31.03.2007	400	3.90 lakh			Completely damaged

4.	Demonstration Units (2)	ICAR							
5	Fencing	ICAR							Incomplete and damaged
6	Rain Water harvesting system								Incomplete
7	Threshing floor			Before 31.03.2007					functional
8	Farm godown			Before 31.03.2007					Functional
	Other								
9	Mushroom Production Unit	ICAR		Before 31.03.2007					Functional
10	Soil test Lab	ICAR							
11	Shade house			2023					functional

Vehicles

Type of vehicle	Year of purchase	Source (ICAR/RKVY)	Cost (Rs.)	Total kms. run as on March, 2026	Present status
Tractor with trolley	2006	ICAR		1910.2 hours	Not Working but need repairing
Bolero	2019	ICAR	800000	201472 km.	Running
Motar Cycle	2016	ICAR	59961	4080 km	Working
Motar Cycle	2016	ICAR	59961	10258 km	Working
Tractor with trolley	2006	ICAR		1902.2 hours	Not Working but need repairing

Equipment's & AV aids

Name of the equipment	Year of purchase	Cost (Rs.)	Present status
Desktop Computer set	2006	--	Not Working
Xerox	2007	--	Not working
Digital Camera	2007	14512.50	Not Working

A). Details of SAC meetings to be conducted in the year

Sl. No.	Date
1. Scientific Advisory Committee	11.05.2026

Suggestions of SAC meeting

DETAILS OF MICRO-FARMING SITUATIONS OF THE DISTRICT

2.1 Micro-farming situations

Characteristics

S. No.	Agro-Ecological situations (AES)	Existing Farming System (Crop+livestock+others)	Major soil types
1	AES 1 (irrigated intensive crop growing area, Red laterite sandy/sandy loam soil)	Soils are light textured having undulating topography with irrigation facility. The sources of irrigation are mainly wells and tanks	Red laterite sandy/Sandy loam soil, irrigated
2	AES 2 (Rainfed upper plateau having gravelly soil area)	Soils are light textured having undulating topography & crops are grown under rainfed situation. No irrigation facility is available	Red laterite sandy,Sandy loam, undulating partial forest area, rainfed

Land Characteristics

S.No	Agro-Ecological (AES)	Situation	Topography	Drainage
1.	AES-1 (Name)		Forest Covered upland undulated Gravelly soil type Rainfed	Good drainage
2.	AES-2 (Name)		Rainfed- Gravelly Soil type	Good drainage
3.	AES-3 (Name)		Cannel irrigated Calcarious soil-plains	Poor drainage

AES-wise major problems

S.No	Agro-Ecological (AES)	Situation	Major problems	Rank

1.	AES-1	Dhalbhumgarh, Chakulia, Baharagora, Ghatsila, Musabani and Dumaria Farmers are not aware of improved variety	8
		Use of traditional varieties Low productivity of serial and pulses	
2.	AES-2	Potka, Jameshpur, Patmada, Part of Ghatsila, Musabani and Dumaria Traditional package practices of serial and pulses Poor Productivity of vegetables Poor productivity of serial and pulses Low milk yield of cow and buffaloes Poor profitability of small animals like goat, pig and poultries.	9

Area, Production and Productivity of major crops cultivated in the district (2025)

S. No	Crop	Area (ha)	Production (MT.)	Productivity (Q/ha)	Yield gap (q/ha) with respect to demo of last year	Yield gap (q/ha) with respect to potential yield
1	Rice (Garma+ Bhadai +Aghani)	1,06,000	1,59,000	15.00		
2	Maize	3,468	10,000	28.83		
3	Green gram	500	900	18.00		
4	Arhar	1,500	900	6.00		
5	Kulthi	1,500	600	4.00		

6	Black gram	3,000	1,800	6.00		
7	Mustard	800	600	7.50		
8	Groundnut	300	2,400	8.00		
9	Wheat	18,752	46,852	9.30		
10	Gram	13,670	16,404	12.00		
11	Peas & beans	9,822	11,786	12.00		
12	Lentil	3,601	2.45	8.00		

Source: SREP East Singhbhum

Weather data (2025-26)

Year	Month	Rainfall (mm)	Temperature °C		Relative Humidity (%)	
			Maximum	Minimum	Maximum	Minimum
2025	January	3.6	33.0	7.8	72	31
	February	11.14	37.8	8.2	73	50
	March	85.8	39.4	15.4	82	65
	April	2.2	42.0	19.2	87	78
	May	196.8	39.6	20.0	89	77
	June	52.8	39.4	22.4	92	78
	July	157.1	37.2	23.8	88	63
	August	444.8	36.4	22.5	89	52
	September	331.6	35.1	23.5	87	43
	October	121.8	36.0	19.0	87	52
	November	0	32.1	13.8	83	45
	December	0	30.0	11.6	83	44
	Total	1407.9				

Production and productivity of livestock, Poultry, Fisheries etc. in the district (2025)

Category	Population	Production	Productivity	Productivity gap
----------	------------	------------	--------------	------------------

Cattle				
Buffalo	20,858			
Sheep	3,85,292			
Goats	74,948			
Cattle				
<i>Crossbred</i>	76,444			
<i>Indigenous</i>	1,95,343			
Pigs	22,429			
Poultry	18,42,560			
Hens				
<i>Desi</i>				
Category	Area	Production (q)	Productivity	
Fish (Reservoir)	10360	5850		

*Statistical report

Details of Operational area / Villages

Taluka	Name of the block	Name of the village	Major crops & enterprises	Existing yield (q/ha, number/year)	Major problem identified	Identified Thrust Areas
Ghatsila	Ghatsila, Musabani, Jamshedpur, Dhalbhumgarh, Chakulia, Baharagora, Patamda, Potka, Dumaria, Boram, Gurabangha	*Barakhurshi, *Gidhibil, *Berahatu, Ulda, *Kamarigora, Beko, Kulyana, Putru, Chotaulda, *Baghuriya, Sidhadanga, Kaisa, *Cholagora, *Sukrigariya, Kumirmuri, Surda, *Lowkeshra, Tambajuri, *Kalapather, Bankey, Somaydih, Durku, Pathargora, Ruoam,	Rice, Wheat, Arhar, Maize, Cabbage, Cauliflower, Tomato, Cucurbitaceous, Chilli, Brinjal, Bhindi, Potato, Tinda, Capsicum, lentil, linseed, black gram, gram, ground nut, Mustard, duck farming, piggery, fishery, poultry, dairy & goatry.		Imbalanced use of chemical fertilizer in oilseed (mustard), pulses (Black gram) and vegetables (Potato) crops. *incidence of wilting in tomato crop * Infestation of insect in Rice crop *Low yield in mustard crop due to aphid infestation. * Less acreage under oilseed and pulses crop due to non availability of improved varieties and use of traditional method of its cultivation. *Use of traditional implements which reduces their efficiency	Promotion of Intergraded nutrient management. * Promotion of integrated pest and disease management. *Extension of area under oilseed and pulses. * Introduction of improved varieties of different crops. * Improvement of local breed and animal husbandry management. * Improvement of farm implements. * Crop diversification *Integrated farming system *Promotion of

		*Gorgora, *Silpahari, *Belajuri, Chotabanki, Keneari, Kendbari, Moulishole, Bhairabpur, Kadubakat, Bharudih, Kunyaluka, Panijya, Rawtara, Bangkola, Ramasoli, Choriya, Lalki, Chukripara, Dedag, Murothkra, Kalaphthar, Dudhiyana sa Panchwariya, *Churda, Rakhdih, Mirjadih, Dhirol, *Rajdoha, Murgaghut u, Kokda, *Naldoha, *Sushnigariya, Bhurkadih, Jorsa,			and quality of tillage. * Rearing of locally available breed of pig, duck & poultry. * Unawareness about in feeding, management and disease control in livestock. *No vaccination.	Horticultural crops, value addition and market oriented activities.
--	--	---	--	--	---	---

Top major priority thrust areas:

Need of improved/ high yielding varieties (HYVs) of different crops (Rice, Maize, Wheat, Oilseeds, Pulses and Horticultural crops).

Extension of area under pulses and oilseeds.

Promotion of integrated nutrient, pest & disease management (INM, IPM & IDM).

Special emphasis on natural resource management, Natural Farming, Women empowerment & farm mechanization.

Promotion of Horticultural crops, value addition and market oriented activities.

Emphasis on improvement of local breeds and animal husbandry management.

TECHNICAL PROGRAMME

3 A. Details of targeted mandatory activities by KVK

OFT		FLD		
(1)		(2)		
Number of OFTs	Number of Farmers	Area (ha)	No of enterprises	Number of Farmers
5	50	35	9	105

Training	Number of Courses	Number of Participants
		9

Extension

**Ac
tiv
iti
es
(4)**

Number of activities
113

Number of participants
3553

Seed Production (Qtl.)	Planting material (Nos.)	Fish seed prod. (Nos)	Soil Samples
(5)	(6)	(7)	(8)
90	100000	0	2000

B. Abstract of interventions to be undertaken

Technologies to be assessed

S. No	Thrust area	Crop/ Enterprise	Identified Problem	Interventions					Supply of seeds, planting materials etc.
				Title of OFT if any	Title of FLD if any	Title of Training if any	Title of training for extension personnel if any	Extension activities	
1	Value Addition	Mahua Flower	Low income due to unscientific collection, no value addition, distress sale among sabar & Bihar Tribal Communities of East Singhbhum District	Assessing the Potential of Mahua-Value added Enterprises	Demonstration on Value Added Products of Tomato(ODOP) to enhance Profitability of Farmers in East Singhbhum district.				
2	Weed Management	Pigeonpea	Low Yield	Management of weed through low cost weeding tools in Pigeonpea cultivation	Demonstration on Nutri Garden for enhancing Household Nutrition Security in East Singhbhum District				
3	Water Management	Cauliflower	Low Yield	Assessment of Drip Irrigation system in Cauliflower Cultivation	Demonstration of Millet based Food Enriched Snacks for Adolescents (Boys + Girls)				
4	Yield increment Management	Bitter Gourd	Low profit due to low yield.	Assessment of Micro nutrient on growth and yield of	Demonstration on Oyster Mushroom				

				Bitter Gourd					
5	Vegetable Production.	Chilli	Low yield due to incidence of Chilli leaf curl disease.	Assessment of Chilli varieties against leaf curl disease.	Demonstration of Organic inputs for Papaya cultivation.				
					Demonstration of plastic seed drum				
					Demonstration of Improved variety of Marigold in East Singhbhum district.				
					Demonstration of mechanized finger millets threshing machine.				

A.1 Abstract on the number of technologies to be assessed in respect of crops

Thematic areas	Cereals	Oilseeds	Pulses	Commercial Crops	Vegetables	Fruits	Flower	Plantation crops	Tuber Crops	TOTAL
Varietal Evaluation										
Seed / Plant production										
Weed Management										
Integrated Crop Management										
Integrated Nutrient Management					2					2
Integrated Farming System										
Mushroom cultivation										
Drudgery reduction										
Farm machineries										
Value addition					1					2
Integrated Pest Management	1				1					1
Integrated Disease Management					1					1
Resource conservation technology										
Small Scale income generating enterprises										
TOTAL	1				5					6

A.2 Abstract on the number of technologies to be assessed in respect of livestock / enterprises

Thematic areas	Cattle	Poultry	Sheep	Goat	Piggery	Vermi culture	Fisheries	TOTAL
Evaluation of Breeds								
Nutrition Management								
Disease of Management								
Value Addition								
Production and Management								
Feed and Fodder								
Small Scale income generating enterprises								
TOTAL								

**B. Details of all On Farm Trial in the given format
OFT-1**

Crop	Vegetable (Crop Chilli)
Season	Kharif
Main problem	Low yield due to incidence of Chili leaf curl disease.
Main cause	Inconsistent of temperature and rainfall (High temp. And rainfall).
Title of OFT	Assessments of Chilli varieties against leaf curl disease.
Farming situation	Paddy-Maize-Hybrid Brinjal
Thematic area	Vegetable Production.
Farmer practice	TO1: Farmers were using Birds eye chilli and hph5531hybrid variety of Chilli.
Technology option selected for assessment	TO 2: CH-27. TO 3: Arka Nihira.
Source of technology	PAU, Ludhiana (2019) ICAR-, IIHR (2025).
No of trial	10
Detail of critical input	Seed and input
Cost of individual critical input	500.00
Total cost of critical input	5000.00
Performance indicator to be recorded	1.Survival of Plants after 25, 50,75 DAT

	<ol style="list-style-type: none">2. Days of first flowering3. Length of fruits.4. Yield per Plants and ha.5. C:B ratio
--	--

OFT-2

Crop	Mahua Flower
Season	Round the year
Main problem	Low income due to unscientific collection, no value addition, distress sale among sabar & Bihor Tribal Communities of East Singhbhum District
Main cause	Seasonal income dependency on raw forest produces Mahua and poor market linkage of tribal community.
Title of OFT	Assessing the Potential of Mahua- Value added Enterprises
Farming situation	Forest-based livelihood system
Thematic area	Value Addition
Farmer practice	Traditional method of collection, drying, and selling Mahua Processing - Open Drying
Technology option selected for assessment	TO1: Dried Mahua Flower Powder 25gm + Roasted Peanut Powder 25gm + Jaggery 50 gm + Ghee10 ml (BBAU, Lucknow) TO2: Nutrimahuaball-Dried Mahua Flower Powder 25gm + Sorghum powder 25gm + Pearl Millet powder 10gm + Seasmie 5gm + Flax Seed 5gm + Jaggery 25 gm + Ghee10 ml(OUAT)
Source of technology	B B A U, Lucknow, 2023 Odisha University of Agriculture & Technology,2016
No of trial	30 Farm women from 30 Tribal Households (15 Sabar +15 Birhor)Schedule Tribes

Detail of critical input	Solar dryer / drying platform,
Cost of individual critical input	Improved drying units Rs. 3000/- Packaging materials (LDPE) Rs. 1000/-
Total cost of critical input	8000/-
Performance indicator to be recorded	Sensory Evaluation on 9 point Hedonic Scale Shelf life 15 days, 30 days, & 45 days Cost-benefit ratio & Income enhancement (%) & Adoption feasibility

OFT-3

Crop	Pigeonpea
Season	Kharif
Main problem	Low Yield
Main cause	Weed infestation, High Labour cost
Title of OFT	Management of weed through low cost weeding tools in Pigeonpea cultivation
Farming situation	Sandy loam, Midland, Irrigated
Thematic area	Weed Management
Farmer practice	T1 No weeding/hand weeding with khurpi/kudal
Technology option selected for assessment	T2 Three Type hoe (Grubber) T3 Rotary tiller (Manual)
Source of technology	CIAE, Bhopal
No of trial	10
Detail of critical input	Three type hoe and Rotary tiller
Cost of individual critical input	Rs. 9000/-

Total cost of critical input	Rs. 9000/-
Performance indicator to be recorded	<p>Technical indicator :Field Capacity, Field efficiency, Weeding efficiency, Yield</p> <p>Economic indicator :Cost of cultivation, Gross return, Net return, B:C ratio</p> <p>Farmer perception</p>

OFT—4

Crop	Cauliflower
Season	Rabi
Main problem	Low Yield
Main cause	Less Irrigation Water Availability High Labour Cost
Title of OFT	Assessment of Drip Irrigation system in Cauliflower Cultivation
Farming situation	Sandy loam, Midland, Irrigated
Thematic area	Water Management
Farmer practice	T1 Furrow Irrigation
Technology option selected for assessment	T2 Single Row Crop with Single Lateral Line T3 Double Row Crop with Single Lateral Line
Source of technology	IARI New Delhi
No of trial	10 (Area 0.4 ha/trial)
Detail of critical input	Nil
Cost of individual critical input	Nil
Total cost of critical input	Nil
Performance indicator to be	1. Technical indicator :Duty, Delta, Base Period, Water Use Efficiency,

recorded	Water Foot Print, Yield 2.Economic indicator :Cost of cultivation, Gross return, Net return, B:C ratio 3.Farmer perception
----------	--

OFT-5

Crop	Bitter Gourd
Season	Kharif
Main problem	Low profit due to low yield.
Main cause	Low Yield and quality due to micro-nutrient deficiency.
Title of OFT	Assessment of Micro nutrient on growth and yield of Bitter Gourd
Farming situation	Paddy-Maize-Hybrid Brinjal
Thematic area	Yield increment Management
Farmer practice	TO1: Farmers were using compost at the time of Planting.
Technology option selected for assessment	TO 2: Boron @0.2% and calcium @0.6% at after 30 days and 45 days of planting. TO 3 : Zn @ 100ppm + B @ 100ppm thrice at 10 days interval after 30 days of planting
Source of technology	TO2-ICAR /IARI, New Delhi (2022) & TO3-B.A.U.Sabour (2018)
No of trial	10
Detail of critical input	Seed and input
Cost of individual critical input	500

Total cost of critical input	5000
Performance indicator to be recorded	Survival of Plants after 25, 50,75 DAT Days of first flowering Length of fruits. Wt. of fruits per plant No of Fruits per plant Yield per Plants % increases in Yield C:B ratio

Impact Study -1

Crop	Mahua Flower
Season	Round the year
Main problem	Low income due to unscientific collection, no value addition, distress sale among sabar & Bihar Tribal Communities of East Singhbhum District
Main cause	Seasonal income dependency on raw forest produces Mahua and poor market linkage of tribal community.
Title of OFT	Assessing the Potential of Mahua- Value added Enterprises
Farming situation	Forest-based livelihood system
Thematic area	Value Addition
Farmer practice	Traditional method of collection, drying, and selling Mahua Processing - Open Drying
Technology option selected for assessment	TO1: Dried Mahua Flower Powder 25gm + Roasted Peanut Powder 25gm + Jaggery 50 gm + Ghee10 ml (BBAU, Lucknow) TO2: Nutrimahuaball-Dried Mahua Flower Powder 25gm + Sorghum powder 25gm + Pearl Millet powder 10gm + Seasm 5gm + Flax Seed 5gm + Jaggery 25 gm + Ghee10 ml(OUAT)
Source of technology	B B A U, Lucknow, 2023 Odisha University of Agriculture & Technology,2016
No of trial	30 Farm women from 30 Tribal Households (15 Sabar +15 Birhor)Schedule Tribes
Detail of critical input	Solar dryer / drying platform,

Cost of individual critical input	Improved drying units Rs. 3000/- Packaging materials (LDPE) Rs. 1000/-
Total cost of critical input	8000/-
Performance indicator to be recorded	<ol style="list-style-type: none"> 1.Sensory Evaluation on 9 point Hedonic Scale 2.Shelf life 15 days, 30 days, & 45 days 3.Cost-benefit ratio & Income enhancement (%) &Adoption feasibility

Impact Study -2

Crop	Vegetable (Crop Chilli)
Season	Kharif
Main problem	Low yield due to incidence of Chili leaf curl disease.
Main cause	Inconsistent of temperature and rainfall (High temp. And rainfall).
Title of OFT	Assessments of Chilli varieties against leaf curl disease.
Farming situation	Paddy-Maize-Hybrid Brinjal
Thematic area	Vegetable Production.
Farmer practice	TO1: Farmers were using Birds eye chilli and hph5531 hybrid variety of Chilli.
Technology option selected for assessment	TO 2: CH-27. TO 3: Arka Nihira.
Source of technology	PAU, Ludhiana (2019) ICAR-, IIHR (2025).
No of trial	10
Detail of critical input	Seed and input
Cost of individual critical input	500.00
Total cost of critical input	5000.00

Performance indicator to be recorded	<ol style="list-style-type: none">1. Survival of Plants after 25, 50,75 DAT2. Days of first flowering3. Length of fruits.4. Yield per Plants and ha.5. C:B ratio
--------------------------------------	--

Frontline Demonstrations

Details of FLDs to be organized –

Sl No.	Crop	Thematic Area	Technology For Demonstration	Critical Input	Season And Year	Area (Ha)	No.Of Farmers/Demonstration	Parameters Identified (Yield Related Attributes, Yield Economics And Farmers Perception)
1.	Tomato	Value addition	<p>Tomato Sauce, Puree & Powder</p> <p>Tomato Sauce: Tomato fresh (250gm) + Onion 50gm + Garlic 10gm + Ginger 2gm + Spices 5gm + salt 8gm + sugar 30 gm + vinegar 5 ml + 0.3 gm Na Benzoate</p> <p>Tomato Puree: Tomato fresh (250 gm) + vinegar 5 ml + 0.3 gm Na Benzoate</p> <p>Tomato Powder: Cleaning with running water + Blanching + Slicing + Drying (Cabinet Drying at 60 C for 12 hrs) + Grinding & Packaging</p>		Rabi 2026	5 units	20 farmwomen	<p>Technical indicator- Tomato processed (kg) (ii)Recovery % (sauc/puree) (iii) Shelf life (months) (iv) TSS</p> <p>Economic indicator : (i) Market price (Rs/unit)(ii) Cost Benefit Ratio-cost Benefit Ratio (iii) Farmer Feedback</p>
2.	Fruits And	Food and nutrition	Vegetables: Spinach, Amaranthus,		All season and 2026	0.2	10 farmwomen	Technical indicator- Daily Consumption

	Vegetables	security	Tomato, Brinjal, Okra, Beans, Carrot, Radish, Broccoli, Fruits: Papaya, Banana, Guava Perennials: Drumstick (Moringa), Curry leaf Creepers: Bottle gourd, Bitter gourd, Cucumber Spices: Coriander, Chili, Turmeric, fenugreek,					Economic indicator : Cost Benefit Ratio (iii) Farmer Feedback- Nutri Garden throughout Year
3.	Millet	Value addition	Roasted Madua flour 50 gm + roasted green gram flour 25 gm + Jaggery 20 gm + groundnut roasted 10 gm 13- 17 age group of adolescent boys and girls once in a day involving 100 adolescents (50 Boys + 50 Girls)		Round the year	2	100	Technical indicator- Height, Weight Hemoglobin and Blood glucose level quarterly Economic indicator Cost Benefit ratio Farmer Feedback
4.	Oyster Mushroom	Mushroom cultivation	Oyester mushroom on paddy straw var. <i>P. sajorkaju</i>		February to april , july to december and 2026	10 units(10 spawn packet per unit)	10 farmwomen	Technical indicator- Yield (kg/bag), Economic indicator : Cost Benefit Ratio Farmer Feedback- Ready to Adopt Mushroom Cultivation & Nutri Garden throughout Year
5.	Papaya	Organic farming			Rabi 2026	01	10	Yield(t/ha), plant height- cm, No. of fruits per plant , fruit wt. in kg and economics
6.	Paddy	Farm mechanization	Direct seeded paddy through plastic seed drum		Kharif 2026	1	10	Technical indicator- Field capacity yield Economic indicator – cost of operation Farmer Feedback-
7.	Marigold	Integrated crop management	Improved varieties (Pusa Naragi)+ Field Preparation +FYM @/t/ha+Transplanting @ 20x20sqcm+N:P:K:: 100:60:60 per ha		Kharif 2026	0.25	5	Technical indicator (Yield (Q/ha), Economic indicator (Cost of cultivation Gross return, Net return, BC ratio), Feedback acceptability Rejection
8.	Finger Millet	Drudgery reduction for women	Vivek Madua Thresher & Pearler-1		Rabi 2026-2027	10	10	(i) Technical indicators (Threshing efficiency, Pearling efficiency, Drudgery reduction %,)

								Threshing capacity (Kg/hr), labour requirement and Reduction in post-harvest losses. 9%)
								(ii) Economic indicators (Cost of cultivation, Gross return, Net return, B:C ratio)
								(iii) Farmers perception (Social adoption/Rejection)
				Total			14.45Ha/	175
							15Units	

Sponsored Demonstration

Crop	Area (ha)	No. of farmers
Mushroom Cultivation		30
Nursery Raising		30
Drudgery Reducing Women friendly Agriculture Implements		30

Extension and Training activities under FLDs

Details of FLD on Enterprises

Farm Implements

Name of the implement	Crop	Season and year	No. of farmers	Area (ha)	Critical inputs	Performance parameters / indicators
Millet Thresher	Millet					
Maize Sheller	Maize					
Groundnut Decorticator	Groundnut					

Livestock Enterprises

Enterprise	Breed	No. of farmers	No. of animals, poultry birds/ha. etc.	Critical inputs	Performance parameters / indicators

Details of all FLD in the given format

FLD-1

Title of FLD	Demonstration on Value Added Products of Tomato(ODOP) to enhance Profitability of Farmers in East Singhbhum district.
Season & Year	Rabi 2026
Main Problem	Distress sale during glut, low price realization, high post-harvest losses.
Main cause of problem	Tomatoes a highly perishable crop, significant losses due to insufficient storage and handling practices.
Full detail of farmer's Practice	Sale of fresh tomato in local market without processing at low cost.
Full detail of technology to be demonstrated	<p>Tomato Sauce, Puree & Powder</p> <p>Tomato Sauce: Tomato fresh (250gm) + Onion 50gm + Garlic 10gm + Ginger 2gm + Spices 5gm + salt 8gm + sugar 30 gm + vinegar 5 ml + 0.3 gm Na Benzoate</p> <p>Tomato Puree: Tomato fresh (250gm) + vinegar 5 ml + 0.3 gm Na Benzoate</p> <p>Tomato Powder: Cleaning with running water + Blanching + Slicing + Drying (Cabinet Drying at 60 C for 12 hrs) + Grinding & Packaging</p>
Source of Technology with year	BAU, Ranchi, Jharkhand & TNAU 2023
Name of the Technology	Value Addition of Tomato
Thematic area	Value Addition
Name of villages	Sidgora, Susangariya
Farming situation	Upland, Irrigated

Area (ha)/Unit (No.)	5 units	No of farmers	20 farmwomen
Performance indicator	(i) Technical indicator- Tomato processed (kg) (ii) Recovery % (sauce/puree) (iii) Shelf life (months) (iv) TSS (I) Economic indicator : (i) Market price (Rs/unit) (ii) Cost Benefit Ratio-cost Benefit Ratio (iii) Farmer Feedback		

FLD-2

Title of FLD	Demonstration on Nutri Garden for enhancing Household Nutrition Security in East Singhbhum District
Season & Year	All season and 2026
Main Problem	Malnutrition Hidden Hunger as per NFHS – 5 of East Singhbhum District. , Stunting 36%, Wasting 29%, Underweight 42%, Highly Anaemic 67% (Children 6-59 months) Anemia in Women 65%
Main cause of problem	Lack of dietary diversity.
Full detail of farmer's Practice	Irregular habit of production of fruits and vegetables;
Full detail of technology to be demonstrated	Vegetables: Spinach, Amaranthus, Tomato, Brinjal, Okra, Beans, Carrot, Radish, Broccoli, Fruits: Papaya, Banana, Guava Perennials: Drumstick (Moringa), Curry leaf Creepers: Bottle gourd, Bitter gourd, Cucumber Spices: Coriander, Chili, Turmeric, fenugreek,
Source of Technology with year	BAU, Ranchi, Jharkhand
Name of the Technology	Nutri garden for food & nutrition security
Thematic area	Food & nutrition security

Name of villages	Haludbani & Salbani 10 Farm Family each Village		
Farming situation	Upland, Irrigated		
Area (ha)/Unit (No.)	0.2 ha	No of farmers	10 farmwomen
Performance indicator	(I)Technical indicator- Daily Consumption (II)Economic indicator : Cost Benefit Ratio (iii) Farmer Feedback- Nutri Garden throughout Year		

FLD-3

Title of FLD	Demonstration of Millet based Food Enriched Snacks for Adolescents (Boys + Girls)		
Season & Year	Round the Year		
Main Problem	High prevalence of hidden hunger (micro-nutrient deficiency) among adolescents		
Main cause of problem	Poor dietary diversity, Lack of awareness & availability, Inadequate intake		
Full detail of farmer's Practice	Inadequate Dietary Intake		
Full detail of technology to be demonstrated	Roasted Madua flour 50 gm + roasted green gram flour 25 gm + Jaggery 20 gm + groundnut roasted 10 gm 13- 17 age group of adolescent boys and girls once in a day involving 100 adolescents (50 Boys + 50 Girls)		
Source of Technology with year	DRPCA, Pusa, Samastipur		
Name of the Technology	Value Addition Of Millet		

Thematic area	Value Addition		
Name of villages	Badakhurshi & Salbani		
Farming situation			
Area (ha)/Unit (No.)	2	No of farmers	100
Performance indicator	(I) Technical indicator- Height, Weight Hemoglobin and Blood glucose level quarterly (II) Economic indicator Cost Benefit ratio (III) Farmer Feedback		

FLD-4

Title of FLD	Demonstration on Oyster Mushroom		
Season & Year	February to April , July to December and 2026		
Main Problem	Low production of oyster mushroom		
Main cause of problem	Unavailability of quality spawn		
Full detail of farmer's Practice	Mushroom production through unidentified spawn		
Full detail of technology to be demonstrated	Oyster mushroom on paddy straw var. P. sajorkaju		
Source of Technology with year	BAU, Ranchi, Jharkhand		
Name of the Technology	Mushroom Cultivation		
Thematic area	Mushroom Cultivation		

Name of villages	Darisai & Susanigariya 10 Farm Family each Village		
Farming situation	Climate resilient		
Area (ha)/Unit (No.)	10 Units (10 spawn packet per unit)	No of farmers	10 Faarmwomen
Performance indicator	(I)Technical indicator- Yield (kg/bag), (II)Economic indicator : Cost Benefit Ratio (III) Farmer Feedback- Ready to Adopt Mushroom Cultivation & Nutri Garden throughout Year		

FLD-5

Title of FLD	Demonstration of Organic inputs for Papaya cultivation.
Season & Year	Rabi,2026
Main Problem	Low Yield of Papaya.
Main cause of problem	Nutrient deficiency in soil and poor nutrient Management.
Full detail of farmer's Practice	FYM @ 5kg/plant
Full detail of technology to be demonstrated	-
Source of Technology with year	IIHR and TNAU (2019)
Name of the Technology	Organic Papaya Cultivation
Thematic area	Organic Farming

Name of villages	Musabani,Darisai		
Farming situation	Upland rainfed		
Area (ha)/Unit (No.)	01 ha	No of farmers	10
Performance indicator	Yield (t/ha),Plant height-cm,No. of Fruits per plant,Fruit wt in kg and Economics		

FLD-6

Title of FLD	Demonstration of plastic seed drum		
Season & Year	Kharif 2026		
Main Problem	High Labour cost in Paddy transplanting		
Main cause of problem	Uncertainty of rainfall and unavailability of labour in time		
Full detail of farmer's Practice	Manual transplanting of Paddy		
Full detail of technology to be demonstrated	Direct seeded paddy through plastic seed drum		
Source of Technology with year	BAU Ranchi		
Name of the Technology	Paddy sowing through plastic seed drum		
Thematic area	Farm mechanization		
Name of villages	Salboni		

Farming situation	Rainfed		
Area (ha)/Unit (No.)	1 ha (10 unit)	No of Farmers	10
Performance indicator	(I) Technical indicator- Field capacity yield (II) Economic indicator – cost of operation (III) Farmer Feedback-		

FLD-7

Title of FLD	Demonstration of Improved variety of Marigold in East Singhbhum district.
Season & Year	Kharif 2026
Main Problem	Farmers are not getting good return.
Main cause of problem	Unavailability of improved varieties of marigold.
Full detail of farmer's Practice	Old variety: Ashoka orange +Field Preparation + FYM @ 1 t/ha+ Transplanting@ 40x20sqcm
Full detail of technology to be demonstrated	Improved varieties (Pusa Naragi) +Field Preparation+ FYM @1t/ha+ Transplanting@ 20x20sqcm+N:P:K::100:60:60 per ha
Source of Technology with year	ICAR-IARI,Pusa,New Delhi
Name of the Technology	Improved variety (Pusa Naragi)
Thematic area	Integrated Crop Management
Name of villages	Chholagoda (Ghatsila)

Farming situation	Soil type: Red Sandy loam, Land type: Upland, Irrigation type: Rainfed Previous crop: fallow		
Area (ha)/Unit (No.)	10	No of Farmers	10
Performance indicator	(i) Technical indicators (Threshing efficiency, Pearling efficiency, Drudgery reduction %, Threshing capacity (Kg/hr), labour requirement and Reduction in post-harvest losses %) (ii) Economic indicators (Cost of cultivation, Gross return, Net return, B:C ratio) (iii) Farmers perception (Social adoption/Rejection)		

Production and Management technology								
Processing and value addition								
e) Tuber crops								
Production and Management technology	1	-	25	25	-	-	-	25
Processing and value addition								
f) Spices								
Production and Management technology	1	-	25	25	-	-	-	25
Processing and value addition								
g) Medicinal and Aromatic Plants								
Nursery management								
Production and management technology								
Post harvest technology and value addition								
III Soil Health and Fertility Management								
Soil fertility management	1	-	10	10	-	15	15	25
Soil and Water Conservation								
Integrated Nutrient Management	1	-	10	10	-	15	15	25
Production and use of organic inputs								
Management of Problematic soils								
Micro nutrient deficiency in crops								
Nutrient Use Efficiency								
Soil and Water Testing								
IV Livestock Production and Management								
Dairy Management								
Poultry Management								
Piggery Management								
Rabbit Management/goat								
Disease Management								
Feed management								
Production of quality animal products								
V Home Science/Women empowerment								

Post Harvest Technology								
Plant Protection		-	25	25	-	50	50	75
Integrated Pest Management	3	-	25	25	-	50	50	75
Integrated Disease Management	3							
Bio-control of pests and diseases								
Production of bio control agents and bio pesticides								
Fisheries								
Integrated fish farming								
Carp breeding and hatchery management								
Carp fry and fingerling rearing								
Composite fish culture								
Hatchery management and culture of freshwater prawn								
Breeding and culture of ornamental fishes								
Portable plastic carp hatchery								
Pen culture of fish and prawn								
Shrimp farming								
Edible oyster farming								
Pearl culture								
Fish processing and value addition								
Production of Inputs at site		10	-	10	-	15	15	25
Seed Production	1							
Planting material production		-	-	-	-	25	25	25
Bio-agents production	1							
Bio-pesticides production								
Bio-fertilizer production								
Vermi-compost production								
Organic manures production								
Production of fry and fingerlings								
Production of Bee-colonies and wax sheets								
Small tools and implements								
Production of livestock feed and fodder								
Production of Fish feed								
Capacity Building and Group Dynamics		-	15	15	10	-	-	25
Leadership development	1							
Group dynamics								
Formation and Management of SHGs/FPOs etc								
Mobilization of social capital								
Entrepreneurial development of farmers/youths								
WTO and IPR issues XI								
Agro-forestry								
Production technologies								
Nursery management								
Integrated Farming Systems								
XII Others (Pl. Specify)		50	270	320	50	330	380	700
TOTAL	28							
RURAL YOUTH		-	30	30	-	30	30	60
Mushroom Production	2							
Bee-keeping								
Integrated farming								
Seed production	1	20	-	20	20	-	10	30
Production of organic inputs	1	20	-	20	-	10	10	30

Integrated Farming (Medicinal)								
Planting material production								
Vermi-culture								
Sericulture								
Protected cultivation of vegetable crops								
Commercial fruit production								
Repair and maintenance of farm machinery and implements								
Nursery Management of Horticulture crops	1	10	-	10	10	10	20	30
Training and pruning of orchards								
Value addition	1	-	15	15	-	15	15	30
Production of quality animal products								
Dairying								
Sheep and goat rearing								
Quail farming								
Piggery								
Rabbit farming								
Poultry production								
Ornamental fisheries								
Para vets								
Para extension workers								
Composite fish culture								
Freshwater prawn culture								
Shrimp farming								
Pearl culture								
Cold water fisheries								
Fish harvest and processing technology								
Fry and fingerling rearing								
Small scale processing	1	-	20	20	-	10	10	30
Post Harvest Technology								
Tailoring and Stitching	1	-	-	-	-	30	30	30
Rural Crafts								
TOTAL	8	50	65	115	30	105	125	240
Extension Personnel								
Productivity enhancement in field crops	2	5	25	30	5	25	30	60
Integrated Pest Management								
Integrated Nutrient management	2	5	35	40	5	15	20	60
Rejuvenation of old orchards								
Protected cultivation technology	1	5	25	-	-	-	-	30
Formation and Management of SHGs	1	15	-	15	10	5	15	30
Group Dynamics and farmers organization								
Information networking among farmers								
Capacity building for ICT application								
Care and maintenance of farm machinery and implements								
WTO and IPR issues								

Management in farm animals								
Livestock feed and toddler production								
Household food security								
Women and Child care								
Low cost and nutrient efficient diet designing			-				15	30
Production and use of organic inputs	1	10		10	15	-		
Gender mainstreaming through SHGs								
Any other (Pl. Specify) strengthening of FPOs through interprise	1	5	20	25	5	0	5	30
TOTAL	8	45	105	120	40	45	85	240
	44	145	440	555	120	480	590	1180
G. Total								

OFF Campus Note: 25 participants per training

Processing and value addition								
Tuber crops	1	25	-	25	-	-	-	25
Production and Management technology								
Processing and value addition								
Spices								
Production and Management technology								
Processing and value addition								
Medicinal and Aromatic Plants								
Nursery management								
Production and management technology								
Post harvest technology and value addition								
III Soil Health and Fertility Management	1	-	15	15	-	10	10	25
Soil fertility management								
Soil and Water Conservation Integrated	1	5	20	25	-	-	-	25
Nutrient Management Production and								
use of organic inputs Management of								
Problematic soils Micro nutrient								
deficiency in crops Nutrient Use								
Efficiency								

Soil and Water Testing
Livestock Production and Management
Dairy
Management
Poultry
Management
Piggery
Management
Rabbit
Management
/goat

1

15

-

15
10
-

10

25

Disease

1

0

15

M

a

n

a

g

e

m

e

n

t

F

e

d

m

a

n

a

g

e

m

e

n

t

Production

of quality

animal

products

Home

Science/W

omen

empowe

rment

10	10	25			
Household		s	-	25	
food security		t			
by kitchen		r	-	10	
gardening and		e			
nutrition		a			
gardening		m	-	25	1
Design and		i			
development		n			
of		g			
low/minimum		t			1
cost diet		h			
Designing		r			
a		o			
n		u			
d		g			
d		h			
e		S			
v		H			
e		G			
l		s			
o		S			
p		t			
m		o			
e		r			
n		a			
t		g			
t		e			
f		l			
o		o			
r		s			
h		s			
i		m			
g		i			
h		n			
n		i			
u		m			
t		i			
r		z			
i		a			
e		t			
n		i			
c		o			
y		n			
d		t			
i		e			
e		c			
t		h			
Minimization		n			
of nutrient		i			
loss in		q			
processing		u			1
Gender		e			
m		s			
a					
i					
n					

25	---			-	-					
10	-			15	15					
					25					
25	-									
				-	-					
					25					
Value addition		1		-	-	-	-	25	25	25
Income generation activities for empowerment of rural Women										
Location specific drudgery reduction technologies Rural Crafts										

Women and child care
Agril. Engineering

- -
- 15

- - 25
15 - 25
25
10
10
25

Seed production	1	5	5	10	5	10	15	25
Nursery management								
Integrated Crop Management	2	50	-	50	-	-	-	50
Fodder production								
Production of organic inputs	1	5	20	25	-	-	-	25
II Horticulture								
Vegetable Crops								
Production of low volume and high value crops								
Off-season vegetables								
Nursery raising	2	15	10	25	10	15	25	50
Exotic vegetables like Broccoli	2	5	5	10	5	35	40	50
Export potential vegetables Grading and standardization	2	5	5	10	5	35	40	50
Protective cultivation (Green Houses, Shade Net etc.)								
Fruits								
Training and Pruning								
Layout and Management of Orchards								
Cultivation of Fruit								
Management of young plants/orchards								
Rejuvenation of old orchards								
Export potential fruits								
Micro irrigation systems of orchards								
Plant propagation techniques								
Ornamental Plants Nursery								
Management Management of potted plants	1	-	-	-	20	5	25	25
Export potential of ornamental plants								
Propagation techniques of Ornamental Plants								
Plantation crops								
Production and Management technology								
Processing and value addition								
Tuber crops								
Production and Management technology								
Processing and value addition								
Spices								
Production and Management technology								
Processing and value addition								
Medicinal and Aromatic Plants								
Nursery management								
Production and management technology	1	-	25	25	-	-	-	25
Post harvest technology and value addition								
III Soil Health and Fertility Management								
Soil fertility management								
Soil and Water Conservation								
Integrated Nutrient Management								
Production and use of organic inputs								
Management of Problematic soils								
Micro nutrient deficiency in crops								
Nutrient Use Efficiency								
Soil and Water Testing								
Livestock Production and Management								
Dairy Management	2	25	25	50	-	-	-	50
Poultry Management								
Piggery Management								
Rabbit Management/goat								
Disease Management								
Feed management	1	-	25	25	-	-	-	25
Production of quality animal products								
Home Science/Women empowerment								
Household food security by kitchen gardening and nutrition gardening								

Design and development of low/minimum cost diet	2	-	20	20	-	-	30	50
Designing and development for high nutrient efficiency diet	1	-	10	10	-	15	15	25
Minimization of nutrient loss in processing	2	-	35	35	-	15	15	50
Gender mainstreaming through SHGs								
Storage loss minimization techniques	1	-	10	10	-	15	15	25
Value addition	1	-	-	-	-	25	25	25
Income generation activities for empowerment of rural Women	1	-	10	10	-	15	15	25
Location specific drudgery reduction technologies								
Rural Crafts								
Women and child care	1	10	-	10	15	-	15	25
Agri. Engineering								
Installation and maintenance of micro irrigation systems	2	25	10	35	15	-	15	50
Use of Plastics in farming practices								
Production of small tools and implements								
Repair and maintenance of farm machinery and implements Small scale processing and value addition								
Post Harvest Technology								
Plant Protection								
Integrated Pest Management	4	-	25	25	-	75	75	100
Integrated Disease Management	4	-	25	25	-	75	75	100
Bio-control of pests and diseases								
Production of bio control agents and bio pesticides								
Fisheries								
Integrated fish farming								
Carp breeding and hatchery management								
Carp fry and fingerling rearing								
Composite fish culture								
Hatchery management and culture of freshwater prawn Breeding and culture of ornamental fishes								
Portable plastic carp hatchery								
Pen culture of fish and prawn								
Shrimp farming								
Edible oyster farming								
Pearl culture								
Fish processing and value addition								
Production of Inputs at site								
Seed Production	1	10	-	10	-	15	15	25
Planting material production (Horti)								
Bio-agents production	1	-	-	-	-	25	25	25
Bio-pesticides production								
Bio-fertilizer production								
Vermi-compost production								
Organic manures production								
Production of fry and fingerlings Production of Bee-colonies and wax sheets Small tools and implements								
Production of livestock feed and fodder								
Production of Fish feed								
Capacity Building and Group Dynamics								
Leadership development	1	-	15	15	10	-	-	25
Group dynamics								
Formation and Management of SHGs								
Mobilization of social capital								
Entrepreneurial development of farmers/youths WTO and IPR issues								
Agro-forestry Production technologies Nursery management Integrated Farming Systems Sponsored training TOTAL								

RURAL YOUTH	2	-	30	30	-	30	30	60
Mushroom Production								
Bee-keeping								
Integrated farming	1	20	-	20	20	-	10	30
Seed production	1	20	-	20	-	10	10	30
Production of organic inputs								
Planting material production								
Vermi-culture								
Sericulture								
Protected cultivation of vegetable crops								
Commercial fruit production								
Repair and maintenance of farm machinery and implements	1	10	-	10	10	10	20	30
Nursery Management of Horticulture crops								
Training and pruning of orchards	1	-	15	15	-	15	15	30
Value addition								
Production of quality animal products								
Dairying								
Sheep and goat rearing								
Quail farming								
Piggery								
Rabbit farming								
Poultry production								
Ornamental fisheries								
Para vets								
Para extension workers								
Composite fish culture								
Freshwater prawn culture								
Shrimp farming								
Pearl culture								
Cold water fisheries								
Fish harvest and processing technology								
Fry and fingerling rearing	1	-	20	20	-	10	10	30
Small scale processing								
Post Harvest Technology	1	-	-	-	-	30	30	30
Tailoring and Stitching								
Rural Crafts	8	50	65	115	30	105	125	240
TOTAL								
Mushroom Production	2	5	25	30	5	25	30	60
Extension Personnel								
Productivity enhancement in field crops	2	5	35	40	5	15	20	60
Integrated Pest Management								
Integrated Nutrient management	1	5	25	-	-	-	-	30
Rejuvenation of old orchards	1	15	-	15	10	5	15	30
Protected cultivation technology								
Formation and Management of SHGs								
Group Dynamics and farmers organization								
Information networking among farmers Capacity building for ICT application								
Care and maintenance of farm machinery and implements								
WTO and IPR issues								
Management in farm animals								
Livestock feed and fodder production								
Household food security								
Women and Child care	1	10	-	10	15	-	15	30
Low cost and nutrient efficient diet designing								
Production and use of organic inputs								
Gender mainstreaming through SHGs								

Consolidated table (ON and OFF Campus)										
---	--	--	--	--	--	--	--	--	--	--

Details of training programmes attached in Annexure -I

3.4. Extension Activities (including activities of FLD programmes)

Nature of Extension	No. of activities	Farmers			Extension Officials			Total		
		Male	Female	Total	Male	Female	Total	Male	Female	Total
Field Day	8	120	200	320	15	5	20	135	35	340
Kisan Mela	4	950	350	100	25	15	40	975	365	1340
Kisan Ghosthi	10	200	200	400	18	12	30	243	87	430
Exhibition	5	100	150	250	25	10	35	475	185	285
Film Show	15	150	300	450	15	15	30	1265	265	480
Farmers Seminar	5	175	50	225	25	15	40	200	65	265
Workshop	5	200	50	250	30	10	40	230	60	290
Lectures delivered as resource persons	6									0
Newspaper coverage	6									0
Radio talks	6									0
TV talks	4									0
Popular articles	12									0
Extension Literature										0
Advisory Services										
Scientific visit to farmers field	1200	2250	450	2700	45	15	60	2295	465	2760
Farmers visit to KVK	180	1850	350	2200	15	10	25	1865	360	2225
Diagnostic visits	1500	1200	300	1500	-	-	-	1200	300	1500
Exposure visits	1680	1500	350	1850	-	-	-	1500	350	1850
Ex-trainees Sammelan	15	180	120	300	15	10	25	195	130	325
Soil health Camp	1	75	25	90	10	5	25	75	30	115
Animal Health Camp	5	125	25	150	10	5	15	135	30	165
Agri mobile clinic										
Soil test campaigns										
Farm Science Club	-	-	-	-	-	-	-	-	-	0
Conveners meet										
Self Help Group										
Conveners meetings										
Mahila Mandals Conveners meetings	5	300	150	450	15	5	20	315	155	470
Celebration of important days (specify)	3	30	10	40	5	-	5	35	15	45
Krishi Mohostva										0
Krishi Rath										0

Pre Kharif workshop	1	25	25	50	5	2	7	55	27
Pre Rabi workshop	1	25	25	50	2	0	2	72	15
PPVFRA workshop									
Any Other (Specify)									

Target for Production and supply of Technological products

A) SEED MATERIALS

CEREALS			
	Ragi	BM3	5
	Wheat	DBW 252	10
OILSEEDS	Mustard	BBM-1	5
	Mustard	BPM-11	2
PULSES			
VEGETABLES			
OTHERS (Specify)	Onion	Sukhsagar	20q
	Papaya	Green Globe	1000
	Tomato	Laxmi	40000
	Brinjal	JK8030	40000

B) PLANTING MATERIALS

Sl. No.	Crop	Variety	Quantity (Nos.)
FRUITS	Mango	Amrapali Langra Dusheri Mallika	4000
	Guvava	Allahabad Safeda, L-49	1000
SPICES			
VEGETABLES			

FOREST SPECIES			
ORNAMENTAL CROPS			
		Total	

BIO-PRODUCT

Sl. No.	Product Name	Species	Quantity	
			No	(kg)
BIO PESTICIDES				
1				
2				

LIVESTOCK

Sl. No.	Type	Breed	Quantity	
			(Nos)	Unit
Cattle				

Literature to be Developed/Published				
KVK News Letter				
	Date of start	:		
	Number of copies to be published	:		

Literature to be developed/published

S. No.	Topic	Number
1	Research paper each scientist	1
2	Technical reports	5
3	News letters	
4	Training manual all discipline	3
5	Popular article	5
6	Extension literature	10
Total		

Details of Electronic Media to be Produced

S. No.	Type of media (CD / VCD / DVD / Audio-Cassette, whatsapp group, mobile app, etc.	Title of the product	Number
1	Whatsapp Group	East Singhbhum farmers/Farm women/Rural Youth	700

Success stories/Case studies identified for development as a case. -

08

- Brief introduction/Background
- Interventions/process
- Output
- Outcomes
- Impact
 - Social economic
 - Bio-Physical
- Good Action Photographs

Indicate the specific training need analysis tools/methodology followed for Practicing Farmers

- a)
- b)
- c)

Rural Youth

- a)
- b)
- c)

	strict Fisheries Office, East Singhbhum		
	strict Horticulture Office, East Singhbhum	Joint training programme & participation in meeting.	
	strict Plant Protection Office, East Singhbhum	Joint diagnostic survey & participation in meeting.	
	strict Forest Office, East Singhbhum	Participation in meeting.	
	gricultural produce market mmittee 9.(Bazaar Samiti), East Singhbhum	Joint training programme, participation in meeting & joint Krishak Gosthi.	
Dh	Bank Manager office, East Singhbhum	Financial support from banks to trained persons for entrepreneur development.	
So	nal Office, Bank of India East Singhbhum	Financial support from banks to trained persons for entrepreneur development.	
Bi	ABARD East Singhbhum	Formation of SHG, Kisan Club & Training.	
IA	ta Steel Rural Development ciety, East Singhbhum	Joint training programme & participation in meeting.	
	GO Samarpan	Joint training programme.	
	Tata Steel Foundation	Joint training programme.	
	RI, Hazaribagh	To take Adviosry service, as a resource person, demonstration under SCSP	
	AR- RCER, Patna	To take Adviosry service, as a resource person	
	MA, Bokaro	Training and advisory	

Details of linkage with ATMA

a) Is ATMA implemented in your district Dhanbad

Yes

Sl.No.	Name of organization	Nature of Linkage	Outcome of linkage
1.	Training	Training	
2.	Farmer Scientist Interaction programme	Training	
3.	Field day, Gosthi Joint Demonstration	advisory	
4.	Exposure visit		
5.		advisory	

Utilization of Hostel facilities

Partnership with departments for technology out scaling (proposed):

Annexure - I

Training Programme

i) Farmers & Farm women (On Campus)

Date	Clientele	Title of the training programme	Duration in days	Number of participants			Number of SC/ST			G. Total	Month of training
				M	F	T	M	F	T		
Crop Production											
	PF/FW	Production technology of Kharif crop	5	5	20	25	-	-	-	25	June
	PF/FW	Production technology for Kharif pulses	5	-	-	-	5	20	25	25	June

	PF/FW	Weed management in DSR	1	5	20	25	-	-	-	25	July
	PF/FW										
Horticulture											
	PF/FW	Nursery raising of vegetable crops	3	5	20	25	-	-	-	25	January
	PF/FW	Cultivation practice of leguminous vegetable	3	5	20	25	-	-	-	25	November
	PF/FW	Cultivation practise of fruit vegetables	3	-	-	-	5	20	25	25	May
	PF/FW										
Livestock prod.											
	PF/FW										
	PF/FW										
	PF/FW										
	PF/FW										
Agril. Engg.											
	PF/FW	Drip irrigation	3	-	-	-	5	20	25	25	May
	PF/FW										
	PF/FW										
Home Sc.											
	PF/FW	Training on drudgery reduction through the use of simple ,easy and cost effective farming tools or farm women	3	-	-	-	5	20	25	25	April
	PF/FW	Development of raw papaya and jackfruit based preserved for farm families	3	5	20	25	-	-	-	25	September
	PF/FW										
	PF/FW										

Plan prot.											
	PF/FW	Integrated disease management of paddy	3	5	20	25	-	-	-	25	June
	PF/FW	Integrated Nutrient management	3	-	-	-	5	20	25	25	June
	PF/FW	Control of wilting in fruit Vegetable.	3	5	20	25	-	-	-	25	May
	PF/FW										
Fisheries											
	PF/FW										
	PF/FW										
	PF/FW										
	PF/FW										
	PF/FW										

Soil Health											
	PF/FW	Balance use of fertilizer	2	5	20	25	-	-	-	25	May
	PF/FW										
	PF/FW										
	PF/FW										
	PF/FW										

Farmers & Farm women (Off Campus)- Nil

Date	Clientele	Title of the training programme	Duration in days	No. of participants			Number of SC/ST			G. Total	Month of training
				M	F	T	M	F	T		

Crop Production											
	PF/FW										
	PF/FW										
	PF/FW										
	PF/FW										
	PF/FW										
	PF/FW										

Horticulture											
	PF/FW										
	PF/FW										
	PF/FW										
	PF/FW										
	PF/FW										
	PF/FW										
	PF/FW										
	PF/FW										


	Soil & Water Conservation	Operation and maintenance of micro irrigation system	5						25	Sept, 2026
	Vermicompost	Vermi composting and organic waste management for income generation	5						25	Oct 2026
	IFS	Integrated Farming System: suitable & climate resilient livelihood.	5						25	Dec. 2026
	Value Addition	Post Harvest Management & Value Addition	5						25	Jan,2027

Training programme for extension functionaries

Date	Clientele	Title of the training programme	Duration in days	No. of participants			Number of SC/ST			G. Total
				M	F	T	M	F	T	
On Campus										

Sponsored programme

Discipline	Sponsoring agency	Clientele	Title of the training programme	No. of course	No. of participants			Number of SC/ST			G. Total
					M	F	T	M	F	T	
a) Sponsored training programme											
Agriculture	DAO		Integrated crop management	5				50		75	125
Horticulture	DHO		Mali Training	1				5		4	9
			Total								
b) Sponsored research programme											
			Total								
c) Any special programmes											
			PM Live								300
			PM Kisan Saaman Nidhi Yojna	3							900
			Total								



Signature of Senior Scientist & Head